



PORTAGE CENTRAL HIGH SCHOOL

# SENIOR GUIDE

2022-2023



*We Are Mustangs*



# Here to Help

Some people you can contact

**Aja Kaylor**

Assistant Principal (A-K)  
(269) 323-5257  
akaylor1@portageps.org

**Tama Salisbury**

Assistant Principal (L-Z)  
(269) 323-5258  
tsalisbury@portageps.org

**Joe Wallace**

Athletic Director  
(269) 323-5361  
jwallace@portageps.org

**Nikki Smith**

Activities Director  
(269) 323-5265  
nsmith@portageps.org

**Jason Frink**

IB Coordinator  
(269) 323-5350  
jfrink@portageps.org

**Henry Kite**

Student Resource Officer  
(269) 323-5340  
hkite@portageps.org

# Important Numbers

Main Office	(269) 323-5200
Attendance	(269) 323-5259
Counseling	(269) 323-5283
Welcome Center	(269) 323-5261
Special Education	(269) 323-5354
Transportation	(269) 323-5151

# Begin Your Future Strong

Congratulations, senior parents. You have almost made it to the end. Yet, there's still so much more to do.



For years, PC parents/friends of mine have told me: We need to make a senior guide, something that directs parents on how to help our kids get through this crazy, important and wonderful year. Whenever I heard this, I thought, "Yeah, great idea...but really, how hard could it be to keep track of a senior?"

Until I had my own Mustang senior.

Then, I learned.

So here it is: the Mustang Senior Guide. We hope it is your one-stop-shopping for everything senior-related. We hope that by the end of the school year, it will be in tatters because you have used it so much. And, we hope that we get so much useful feedback from you that we can make it far better for next year's seniors, so please send ideas my way.

Thank you for all the care and support you have given all our kids over their entire educations - and here's to a terrific final year.

In friendship and so much appreciation,

*ERIC ALBURTUS*

**Eric Alburtus**

Principal for Portage Central High School  
(269) 323-5255  
ealburtus@portageps.org



# Senior Year Checklist

## September

- ❑ Order Jostens online at [jostens.com](http://jostens.com)
- ❑ Order a yearbook for \$65. Offer good through October 3. Yearbook price will increase to \$75 on October 4 and to \$80 on January 2 (see pg 8).
- ❑ Purchase a Senior Book (24-page softcover supplement yearbook with senior hallmark memories/photos) for \$12 (see pg 8).
- ❑ Make a plan to get your senior pictures taken.
- ❑ Upload your senior portrait for the yearbook by December 2 (see pg 8).
- ❑ Purchase and design online your Senior Memory Ad for the yearbook by December 12 (see pg 8).
- ❑ Check individual college websites for admissions and scholarship deadlines. These deadlines vary by college and scholarship.
- ❑ Check the PC website and the Senior Grade Level Information Center (GLIC) for additional scholarships, information about careers, college, and post-secondary plans
- ❑ Create and complete applications for the Common Application. Their website is: [www.commonapp.org](http://www.commonapp.org).

SEPTEMBER 1 - Jostens packets distributed

SEPTEMBER 8 - Jostens will collect orders at lunch

## October

- ❑ Ask teachers and counselors for required letters of recommendation, if needed. Make sure to allow a minimum of two full weeks before the deadline you have.
- ❑ Get registered for our electronic transcript delivery system: Parchment. The website is [www.parchment.com](http://www.parchment.com). Check your school email for Parchment registration codes.

OCTOBER 1 - FAFSA opens

OCTOBER 4 - Yearbook cost increases to \$75

## November

NOVEMBER 5 - Last day to submit a senior picture for the yearbook

NOVEMBER 23-25 - Thanksgiving recess

## December

DECEMBER 2 - Last day to upload your senior portrait for the yearbook

DECEMBER 12 - Senior Memory Ad purchase due

DECEMBER 26 - Winter Recess begins

## January

- Some colleges may ask for more information for admissions. This process happens if you have been deferred or put on a waitlist. If your college asks for more information, request your mid-year transcript to be sent to the college.

JANUARY 2 - Yearbook price increases to \$80

JANUARY 9 - School resumes

JANUARY 16-19 - First semester exams - all half days

## February-March

FEBRUARY 24-27 - Mid-Winter Break

MARCH 17 - Graduation announcement pick up

MARCH 24 - Spring Break begins

## April

- Purchase your Senior Book by May 26 (see pg 8).

APRIL 3 - School resumes

APRIL 7 - Last day to buy a yearbook for \$80 if copies are still available

APRIL 22 - Prom

APRIL 27-May 19 - IB/AP exams

## May-June

❑ Request your final transcript in Parchment. Be sure to select "Hold for grades."

MAY 1 - College decision day

MAY 5 - Cap & Gown pickup

MAY 16 - Senior Meeting

MAY 22-23 - Senior Exams

MAY 24 - Senior Check Out

MAY 26 - Last day to purchase a Senior Book for \$12

JUNE 2 - Senior Breakfast, Mustang RideOut and Graduation

# Counseling Office Reminders

## September

- Do you need to re-take the ACT or SAT? Do you need to take any SAT subject tests for the college you intend to apply to? Check registration deadlines online and get registered for the tests you plan to take. For SAT, visit [www.collegeboard.org](http://www.collegeboard.org); for ACT, visit [www.actstudent.org](http://www.actstudent.org). Check college websites regarding the ACT and SAT.

- All test scores need to be sent to the colleges directly from the above websites. There will be a charge so have a credit card handy.

- Schedule an appointment to meet with your counselor for a Senior Interview and to discuss the colleges to which you're thinking of applying. Make sure you are on track to graduate and to fulfill college admission requirements.

- If the college and/or university for which you are applying requires a letter of recommendation, please contact your counselor for a questionnaire form that you will need to complete so your counselor can write you a quality letter of recommendation. Not all colleges require a counselor letter. Please check to see if your college (s) requires one before asking your counselor to write you a letter. Once you have completed the form, please email it to your counselor.

- Create an account with the colleges you plan to apply to. You will find this on your college's website usually with a tab that says "Prospective Students" and then "Undergraduate Admissions." If your college uses The Common Application you will also create an account on this site: [www.commonapp.org](http://www.commonapp.org)

- All of our transcripts are sent electronically using a website called Parchment located at: [www.parchment.com](http://www.parchment.com). Create an account in Parchment by either using the registration code sent to your school email or by putting in your information manually. Check the Senior GLIC on our PCHS website for more information about college applications. Instructions to request a transcript are located under the "Senior Presentations" tile.

- If appropriate, register in September for the October ACT and/or SAT exams. Colleges accept both scores for admission.

- Work on your college essays. It's a crucial part of your application.

- Work to strengthen your academic record.

- Create a checklist and calendar to chart deadlines. Pay particular attention to test dates, college application due dates, financial-aid application forms and deadlines, and other materials you will need for college applications (recommendations, transcripts, essays, etc.).

- Ask teachers for recommendation letters. Give them at least two-weeks notice for writing a letter.

## October

- Check the deadlines for the Free Application for Federal Student Aid (FAFSA) at this website: [www.fafsa.gov](http://www.fafsa.gov). It is possible to file the FAFSA before January 1, 2023. Submit the FAFSA (Free Application for Financial Aid).

- The sooner you apply to college, the sooner you will hear about admissions. Your chances of getting into the college of your choice are better if you apply early.

- Take the SAT Subject exams and/or ACT as appropriate. SAT subject tests are only taken if required by the college you are applying to. Generally these will be for very selective out-of-state colleges and universities.

- Continue to research schools to narrow your list. Remember, there is an application fee for each college/university. If you have true financial need, please see your counselor about a fee waiver.

- Plan to complete your college applications by Halloween for early action.

- Research financial aid and scholarships. Review the resources you received in the College Planning Workshop.

- Keep track of all application components and deadlines: applications, test scores, letters of recommendation, and financial-aid materials. An incomplete application will ruin your chances for admission.

## November

- Don't let your grades slide. It's easy to be distracted from schoolwork when working on applications.

- Make sure you've submitted all components of your applications if you are applying to colleges with November deadlines for early action or preferred application.

- Continue to research scholarships.



# Counseling Office Staff



**Todd Tarnutzer**

Last names: A-D, F  
(269) 323-5275  
ttarnutzer@portageps.org



**Lisa Jepson**

Last names: E, M, O-R  
323-5288  
ljepson@portageps.org



**Shannon Schippers**

Last names: G-L  
(269) 323-5278  
sschippers@portageps.org



**Karen Kreis**

Last names: N, S-Z  
(269) 323-5277  
kkreis@portageps.org



**General Info &  
Appointments**

Jodi Drews  
(269) 323-5283  
jdrews@portageps.org

**Registrar**

(269) 323-5340



# Counseling Office Reminders

## December - January

- If you are accepted to a school through early decision, be sure to follow directions carefully. Submit required forms and notify the other schools to which you applied of your decision.
- Have mid-year transcript sent to colleges that request this information. All Common Application schools require a mid-year transcript. You will use your Parchment account just as you did for your initial transcript requests. If you request a transcript before final exams are graded, select "hold grades" in Parchment.
- Colleges not on the Common Application will need the mid-year transcript sent directly to the college. You will ask to have your transcript sent using the option to "Hold for Grades."
- Continue to research scholarships. Apply for scholarships well in advance of deadlines.
- Apply for regular decision by end of December.

## February - March

- Continue to maintain your grades. Colleges can revoke offers of admission if your grades drop significantly senior year.
- Don't panic; many, many decisions are not mailed out until April.

## April

- If waitlisted, learn more about waitlists and move ahead with other plans. You can always change your plans if you get off a waitlist. It is also suggested to write a letter of continued interest.
- Keep your grades up.
- If you have ruled out any colleges that accepted you, notify them. This is a courtesy to other applicants, and it will help the colleges manage their waitlists and extend the correct number of acceptance letters.

## May - June

- Most schools have a deposit deadline of May 1. The sooner you pay the deposit, the sooner you can arrange for housing. Don't be late!
- All colleges need the final transcript which proves that you have graduated from PC. Request your transcript in Parchment using the "Hold for Grades" option. Final grades will be posted on your transcripts and sent to the colleges after all of the grades in the school have been finalized. This will happen in mid-June.
- Send thank-you letters to everyone who helped you in the application process. Let your counselors, mentors and recommenders know the results of your college search.

Mark your calendars...

# IMPORTANT DATES LEADING UP TO GRADUATION



## SENIOR MEETING ON TUESDAY, MAY 16 AT 10:30 A.M.

Seniors will be released from their fourth-hour classes to meet in the auditorium. There we will talk through...

- The senior sign-out process
- The Senior Breakfast and Mustang RideOut and Awards Ceremony
- Where you will enter Wings Event Center for graduation, where you will sit, and where your family might watch the ceremony.

You will also decide who you want to walk with at graduation and what line (A or B) you will stand in -- and how important it is to keep one another safe in the special days ahead.

## SENIOR EXAMS ON MONDAY, MAY 22 AND TUESDAY, MAY 23

Senior exams will be held during regularly scheduled classes on Monday, May 22 and Tuesday, May 23. At the end of day on Tuesday, seniors should stop at the Welcome Center to pick up a check-out sheet. Seniors may begin finding their teachers to sign the check-out sheet after school on Tuesday and continue this process on Wednesday before school starts. For students who do not have all of their signatures by then, they must be in class on Wednesday.

## SENIOR CHECK-OUT ON WEDNESDAY, MAY 23

Seniors must return their release slips to the principals in the Mustang Commons between 7:20-7:45 a.m. For seniors who do not have their release slips signed by all of their teachers before first hour, they must be in school that day. (This sign-out sheet is the ticket to walking at graduation).

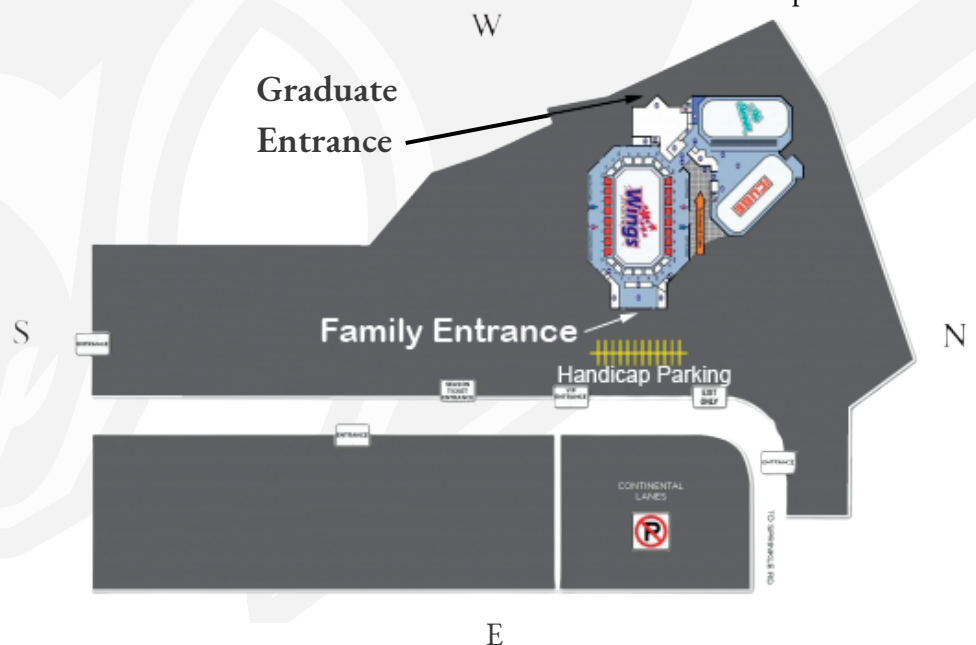
## GRADUATION DAY ON FRIDAY, JUNE 2

### Senior Breakfast and Mustang RideOut Awards Ceremony

On the morning of June 2, Senior Breakfast, the 2023 PC Senior Academic Achievement Awards and Mustang RideOut will be held at McCamley Field (rain location at PC gym). Seniors are to arrive at McCamley Field at 9 a.m. to have breakfast and line up, and we will begin the celebration at 9:30 a.m. on McCamley Field. Families are welcome to attend the ceremony in person. Department award winners will be announced and honor cords will be presented. In addition, National Merit Finalists, IB Diploma candidates, Senior Athlete and Activities Award recipients will be recognized. While not all seniors will receive an award, everyone is required to attend this event and celebrate the achievements of the Class of 2023.

### Graduation

At 6:10 p.m., seniors will meet at Wings Event Center at their designated spot in line. Take a look below to see where to park and where to enter. Graduation will start promptly at 7 p.m.!





# GETTING READY FOR GRADUATION



1. Meet in the Graduate Entrance, find your partner and line up just like we did at the Senior Meeting and RideOut.
2. Look at where you will walk and sit and smile at your family during graduation.
  - Use the maps so you can show your friends and family where they can park -- and where you will be sitting so they can decide where they want to sit.
  - Tell your family that there is room for everyone -- but the best seats go fast!
  - But please, out of courtesy for others, tell them not to save seats.
  - Also, notice where you will pick up your packets after graduation.
  - Please ask friends and family to refrain from the use of blow horns and other noisemakers; we want to make sure all graduates and families hear their names being called.
3. Remember, the focus is on the graduate on the stage.
  - Please keep toys at home and finish with the respect and class that you have always had.
  - Remember, this is the last time you will be together as a class. Enjoy this special time appropriately.
  - Dress appropriately – remember, your parents and grandparents are watching.
4. Caps and Gowns Information and Etiquette
  - Try on your cap and gown to make sure it fits. (Your gown should go down to your mid-calf.)
  - Don't forget to put on the gold stole.
  - Hang up your gown in the bathroom; the wrinkles will steam away.
  - If you lose your tassel, you need to buy a new one. Jimmy, the Josten's Guy, will be at graduation in case you lose the tassel or the stole. Or, you can call him at (269) 217-6936.
  - Use good posture, walk with poise, give a firm handshake and smile. (Remember, we will be taking your picture and you will be able to order a copy later).
  - Your tassels: They start on the right side of your mortar board. At the end of the ceremony you will be asked to move your tassel to your left.
  - Remember, you can decorate your mortarboard (appropriately, of course) if you like. Only the awards you received at Ride Out are to be worn during the graduation ceremony.
  - Pins can be worn on stoles for school clubs and non-school organizations.
5. Coming to Wings tonight!
  - 6:10 p.m.: Get dropped off behind Wings, where the doors are open.
    - Go to the back of Zamboni Hall to pick up your card.
    - Get into line, standing in your designated spot.
  - 7:00 p.m. Graduation Begins!

## GRADUATION PHOTOS

The class of 2023 along with Portage Central High School is fortunate to work with Jim Cottrell and Jay Pike for pictures of each student receiving their diploma. To purchase these pictures, please go to:

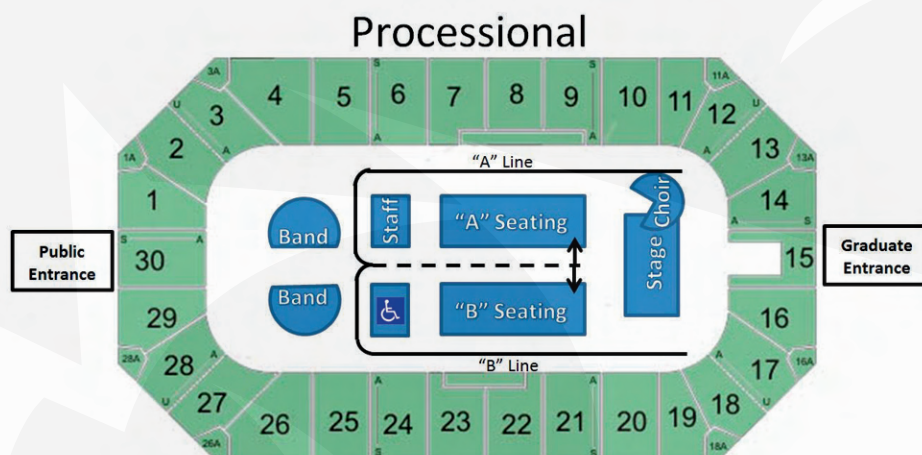
[www.jpikenet/Clients/PCHS/PCHS-Activities/2023-Graduation](http://www.jpikenet/Clients/PCHS/PCHS-Activities/2023-Graduation)

# IT'S AS EASY AS ONE, TWO, THREE, FOUR



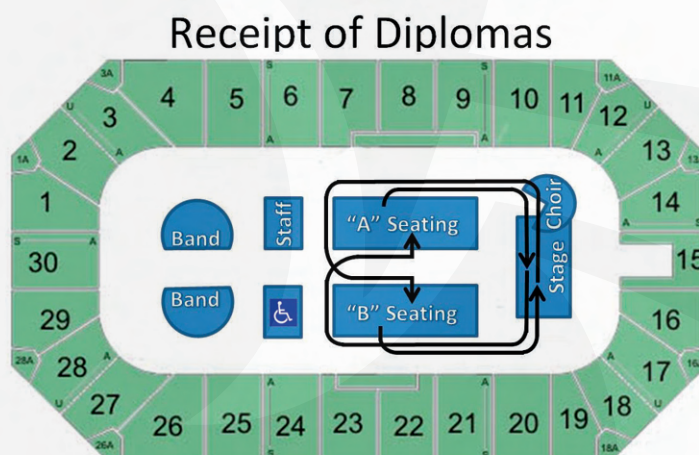
## ONE

WALKING IN...



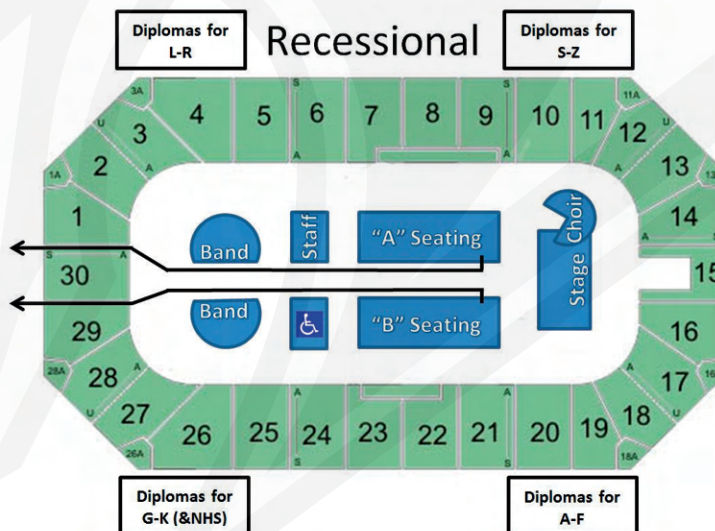
## TWO

RECEIVING WHAT YOU EARNED...



## THREE

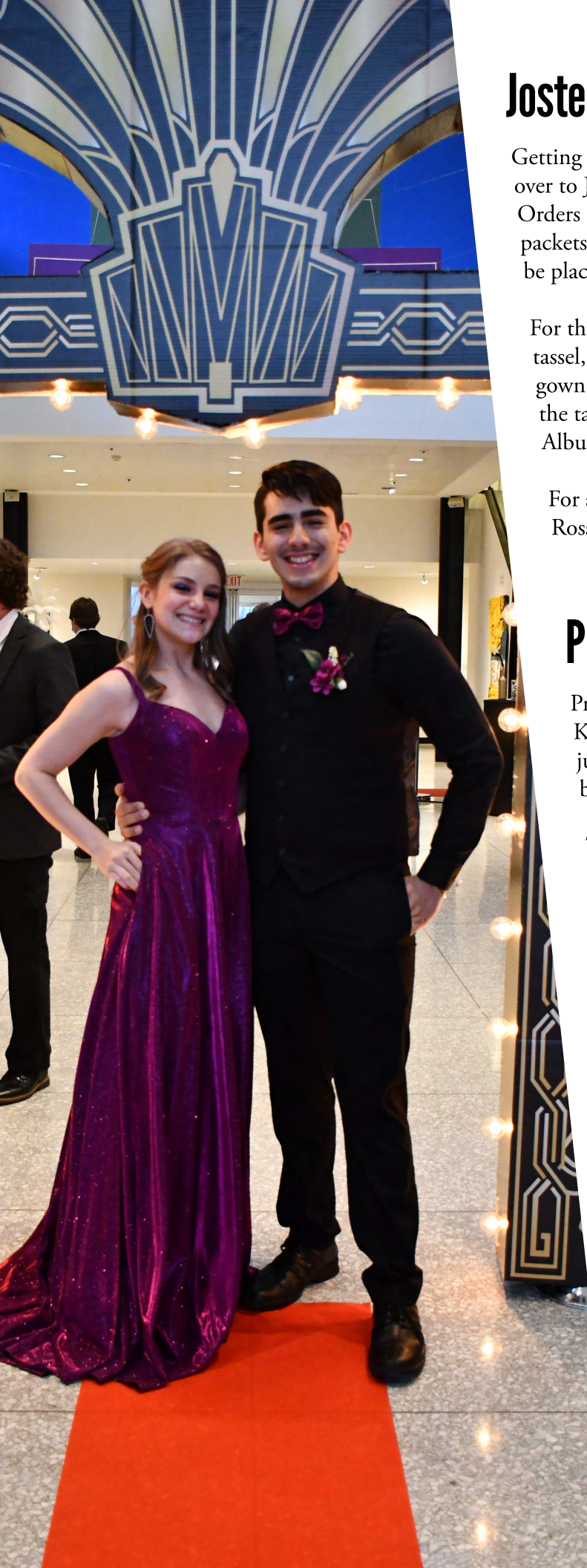
STARTING THE REST OF YOUR LIFE,  
WITH YOUR DIPLOMA IN YOUR HAND...



## FOUR

GO TO YOUR DIPLOMA STATION AND  
PICK UP YOUR GRADUATION PACKET.





## Jostens

Getting ready for graduation starts the first week of school. Head over to [Jostens.com](https://www.jostens.com) to start looking over the options for Graduation Orders can be placed online or if you prefer to see a hard copy, packets will be distributed in September during lunch. Orders can be placed with a deposit or payment in full.

For the graduation ceremony, a student needs only a cap, gown, tassel, and stole which costs \$43.23. Siblings may wear a cap and gown that has been passed down and will only need to purchase the tassel. If there is a financial hardship, please contact Eric Alburtus at [ealburtus@portageps.org](mailto:ealburtus@portageps.org) or (269) 323-5255.

For all questions regarding cap and gowns, please contact Jim Ross at [james.ross@jostens.com](mailto:james.ross@jostens.com) or 1-800-567-8367.

## Prom

Prom will be held on Saturday, April 22, 2023 at the Kalamazoo Institute of Arts from 8-11 p.m. This event is for juniors and seniors, and a theme will be picked during the beginning of the school year by your student council.

Tickets go on sale, Monday, April 3, 2023 at the Welcome Center desk. They are \$30 per ticket by April 21st at 3 p.m. and \$40 at the door.

Our hope is that Prom will be filled with dancing, fun activities, and school spirit! For more information, please contact the Activities Director, Nikki Smith, at [nsmith@portageps.org](mailto:nsmith@portageps.org) or (269) 323-5265.

## Grad Bash

For 30+ years, senior parents have hosted an overnight party at an undisclosed location. Beginning in the Commons and returning there the following morning, graduates are taken off-site for one night with their classmates for fun, food and farewell. There is a cost associated with this event. Parents who are interested in helping to plan this event should keep an eye on Mustang Minutes for more information!

# Yearbook

## Senior Year Portrait Information

### December 2

Senior portrait submission for publication in the 2023 Roundup Yearbook is due! Go to [www.hjeshare.com](http://www.hjeshare.com) and use **school code 3604** to upload your image.

### Senior Portrait Requirements:

- Minimum size: 640x800 pixels or 2" x 3" (proof size), vertical format, in color
- Digital file: **.jpg or .jpeg, 300 dpi minimum**
- File name: **LastName,FirstName.jpg** (please make sure to follow this format - we are not always able to identify all students in photos)
- **BACKGROUND:** Seniors can choose ANY background or style for the yearbook. Please be cautious when choosing outdoor photos. You don't want to appear really small or large, next to someone who has a shoulder/headshot.
- **No hats or props of any kind**
- **No hand gestures**

### How To Submit Your Photo

Portrait must be submitted electronically, either by the photographer or by the senior/family. Go to [www.hjeshare.com](http://www.hjeshare.com). Use our **school code 3604**. Select "Upload Your Portrait" and proceed through the steps.

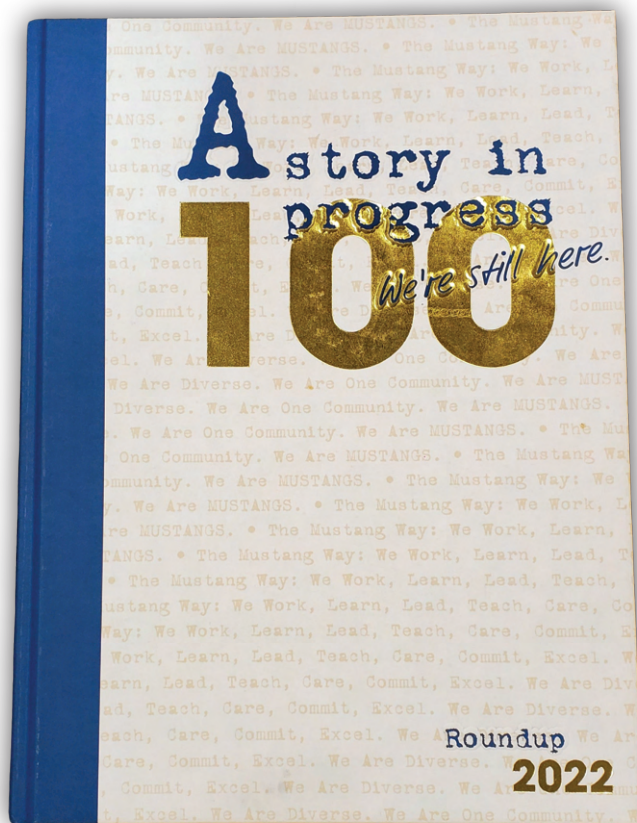
### How To Order a Yearbook and a Class of 2023 Senior Book

Ordering a 2023 Roundup yearbook and a Class of 2023 Senior Book online is easy! Go to [www.yearbookordercenter.com](http://www.yearbookordercenter.com) and use **school code 3604**.

Our main yearbook is a 232-page full-color publication with a 24-page spring supplement included at no extra cost. The price is \$65 if ordered by October 3. The price then increases to \$75 from October 4 - January 1 orders. On January 2, the price increases to \$80 until the sale ends April 7, 2023, if all of the copies online have not already been sold.

The Class of 2023 Senior Book is a separate 24-page softcover supplemental yearbook available for \$12. This can be purchased on the same website as the main yearbook. This book will feature senior hallmark moments as well as moments from the spring that we are unable to include in the main book -- from prom and our Ride Out senior awards ceremony, to the Senior Breakfast and Graduation.

Got questions? Email yearbook adviser Ann Alburtus at [aalburtus@portageps.org](mailto:aalburtus@portageps.org)





# Mustang Pride

**3%**

## **In Rare Company**

Portage Central is among only 3% of public schools in Michigan to offer the International Baccalaureate college-prep program.

**21**

## **State Championships**

Since 1932, varsity teams at Portage Central have captured an impressive 20 state titles in athletics, theatre, and forensics, and this extraordinary legacy of state champions continues to grow.

**60%**

## **IB Students**

More than 60% of juniors and seniors take one or more International Baccalaureate courses.

**70%**

## **Faculty with M.A.**

More than 70% of Portage Central faculty hold graduate degrees.

**97%**

## **College Bound**

More than 97% of Portage Central seniors go on to attend college after graduation.

**97%**

## **Graduation Rate**

More than 97% of students graduate from Portage Central, preparing them for future success.

# Mustang Alumni Association

The Mustang Alumni Association is the only official and recognized organization associated with Portage Central High School. Membership is free with no fees or stipulations. We were founded in 2011 and currently have over 500 members. Our board meets a few times a year, and we love to have new members join us!

The Association supports school clubs, CAS projects and field trips. It hosts the Annual Arts, Crafts, and Gift Show every November right here at Portage Central High School. It keeps Portage Central graduates connected and gives members an opportunity to volunteer at different events at the high school.



---

THE *Mustang* ASSOCIATION

---



For Alumni of Portage Central High School

## Want more info?

Contact our Mustang Alumni Association President, James Dean at [james.dean@wmich.edu](mailto:james.dean@wmich.edu)

Check us out on Facebook @PortageCentralMustangAlumniAssociation  
and our website at [www.portagecentralalumni.org](http://www.portagecentralalumni.org)

---

**Fill Out This Form And Return To The Activities Office**

Name: \_\_\_\_\_

Email Address: \_\_\_\_\_

Phone #: (\_\_\_\_\_) \_\_\_\_\_

Email: \_\_\_\_\_



# Friendly Reminders From Your Assistant Principals

## Phones

Pay close attention to each teacher's classroom policy; some permit phones at appropriate times and others prohibit phones in the classroom.



**Aja Kaylor**

Assistant Principal (A-K)  
(269) 323-5257  
akaylor1@portageps.org

## Backpacks / Lockers

You'll have access to your own locker, which is where to store backpacks and bags if you bring them. Backpacks and purses must stay in lockers during the school day.



**Tama Salisbury**

Assistant Principal (L-Z)  
(269) 323-5258  
tsalisbury@portageps.org

## Dress Code

Be yourself, respect others, and use common sense. Some clothing and accessories are school and weather appropriate and some are not. Generally speaking, you may not wear clothing that is disruptive or distracting to our learning environment. Wondering about hats? Yes, they are permitted. See the school policy page on the website for more dress-code details.

## Off-Campus Lunch

New last year, all students will have the opportunity with parent/guardian permission to leave the building for lunch! This privilege will be tied to good attendance. You will get additional details on the first day of school about this.

## Medications

With the safety of all of our students as our top concern, we request that whenever possible students not bring medications (prescription, non-prescription/over the counter, herbal remedy, vitamin, or nutritional supplement) to school or school-related events. We understand that this may not always be possible. Students with a medical need to have medication at school may carry it with them as long as the parent/guardian completes the authorization form, which is available in the Main Office.

## Tutoring Services

**Portage Central offers peer tutoring after school or during seminars for all students who may need some extra help.**

**If you feel you need help in a class or two, we can find you a student who is knowledgeable in that subject.**

**For more information, contact Mrs. Smith in the Activities Office at [nsmith@portageps.org](mailto:nsmith@portageps.org) or (269) 323-5265.**

# Senior Advice

Thoughts from PC grads on how to make this year the best one

## **How did you prepare in advance for your senior year to make it successful?**

"I applied during Early Action for colleges (around November) so I wouldn't have to worry about admissions during the entire school year."

"I went on college visits the summer before my senior year."

"I set up a separate email account for signing up for scholarships and applying to colleges. It helped keep me organized!"

"I got my volunteer hours started early!" –Rebecca

"I made sure to look over the syllabus of the advanced AP or IB classes I was taking." –Apuria

## **What do you wish you had known before your senior year that would have made things easier?**

"Scholarship deadlines will come FAST! Start looking and applying over the summer or earlier! Popular deadlines are the 1st of every month." –Sophia

"Plan out a study schedule leading up to your IB exams to take some stress off..." –Nicole

"I wish I'd known how much time applying to scholarships takes! If I had known and prioritized better, I could have gotten more scholarship money." –Anna

"Start the Common App before school starts or as early as you can. The first two months of senior year are longer than the entire second semester." –McKenzie

"A better explanation of how IB testing works for getting college credit." –Jacob

"That many colleges look at mid-year transcripts!" –Gillian

## **If you are planning to attend a college, how did you choose it?**

"Visited the school in person, and if you can or can't imagine yourself living there, there's your answer."

"I met with a college counselor to get more information on the classes the school offered." –Rebecca

"If you are going into something specific, tour that specific part of campus. This will give you a better idea of the university's facilities. That's how I decided." –Sophia

"Cost, reputation, and the professors."

## **If you applied for scholarships, how did you find the scholarships you applied to?**

"I looked for scholarships on the websites of the colleges I was interested in and then moved onto other sites specifically designed to find scholarships tailored to you." –Anna

"The college's website should have most of the information you need, and third-party scholarships can be Googled based on major and area."

"I found opportunities at siblings school."

"They sent emails!"

"I was nominated by my EFE teacher."



# Senior Advice

## Words of Wisdom

“Apply to many schools—you never know how much money a school will offer you!” Andrew

“To the IB kids: finish at least half your Extended Essay before August.” –McKenzie

“Do NOT wait to apply to a college and do NOT give up on your classes. Your grades your senior year are just as important as your SAT score to get into the college you want.” –Nicole

“Keep track of your absences, the art room is the key to success, read the [dang] books, and don’t waste your time.”

“I was a person who cut corners. I had my reasons, but I’m telling you, no matter what, do your homework and learn the material. It sucks, but being caught up and NOT eaten alive by deadlines and stress will make all of that worth it.” –Abbey

“Pick an EFE/EFA that is useful to you, not just easy.”

“Finish high school strong because the habits you develop toward the end will carry on into the beginning of college even if you don’t want them to.” –Madi

## How To Be Successful in College

1. Get to know a faculty member well each semester.
2. Don’t try to get your required courses out of the way in the first year.
3. Manage your time. Don’t skip class. Plan out your semester based on assignments, exams, etc.
4. Try something new.
5. Study in small groups.
6. Start a Research Project or Internship.
7. Choose one or two classes not in your major, Freshman or Sophomore year.
8. Take small classes if you can.
9. Make a connection between your coursework and your life.
10. Make an effort to be friends with someone who disagrees with you.
11. If you are stressed out, talk to your parents and maybe even a counselor.
12. Stay connected to your family. They are a great support!





# THE MUSTANG WAY

## BE PRESENT.

Attend class and be on time.

## WORK HARD.

Do your homework - ask questions - study. Get help when you need it.

## SHOW RESPECT.

Be considerate of those around you and of the learning environment.

## BE SAFE.

Keep yourself and your friends safe and drug free. Talk with trusted adults when you or your friends have problems.

## THINK.

Be thoughtful about your education.

## FOLLOW THE RULES.

Read and use the student code of conduct.

## GET INVOLVED.

Become part of the school community through extra-curricular teams and clubs. Participate in service activities and school events.

## NEVER GIVE UP.

Set goals and move toward them step by step. Help others toward their goal.